

# FITNESS FOR TRAVEL POLICY

## Obligation to Inform

Great Southern Railway staff will be pleased to assist you whilst you are on your journey, however we are unable to meet the needs of guests requiring regular medical attention, nor to act as carers during the journey.

Guests who have difficulties with mobility may find Great Southern Railway's carriages unsuitable for their needs. Accordingly, prior to making a reservation, you must inform Great Southern Railway if:

- you have an illness, disease or other condition, including an advanced, complicated or multiple pregnancy;
- you may require medical or other assistance during your journey;
- your mobility is impaired or;
- any other circumstances exist which may make it difficult to use the accommodation and other facilities on Great Southern Railway's trains.

## Wheelchairs

Electric and conventional wheelchairs, scooters, walkers and walking frames cannot be used aboard Great Southern Railway trains due to the narrow width of corridors and doors (see overleaf for details). Special pushchairs (similar to those used aboard airlines) designed to fit in the train corridors are available for use on the Indian Pacific, The Ghan and The Overland. Guests are required to inform us of their requirement for a pushchair at the time of booking. Guests wishing to transport their own wheelchair, scooter or walker aboard the train must advise Great Southern Railway at the time of booking. These devices will be carried free of charge. However they will not be accessible during the journey.

## Carers

On board staff are available to assist physically impaired guests to board and disembark the train. However, guests requiring mobility assistance on board any of our trains are required to arrange for their own carer to travel with them. Great Southern Railway staff are not able to provide such specific assistance throughout the journey. Whilst Great Southern Railway staff are trained to administer basic first aid, they are not able to provide routine medical aid during a journey. A family member can be nominated as a carer/ attendant.

## Embarking/ Disembarking

On board staff are available to assist physically impaired guests to board and disembark the train. Wheelchair ramps are provided for boarding and disembarkation at Perth, Adelaide, Sydney, Kalgoorlie and Melbourne. A Mobility Assistance Device is available at Alice Springs, Katherine and Darwin to assist physically impaired guests to board or leave the train as the platforms at these stations are at ground level. Access to the trains at all other interim stops is only possible via steps. Boarding requirements need to be advised at the time of booking.

## Pullman's Cabin

The Pullman's Cabin is available for wheelchair bound/ physically impaired guests travelling in Gold Kangaroo Service aboard the Indian Pacific or The Ghan. The Pullman's Cabin is supplied with fresh towels, sheets, pillows and doonas by your steward. The Pullman's Cabin offers the following features:

- a more spacious cabin for easier mobility using the special on-board pushchair
- lounge converting to upper and lower sleeping berths
- mobile height adjustment table
- seat and hand rail facilities in the ensuite bathroom
- flexible hand shower and shower chair
- non-scald shower tap for easy control

## Further Information

If you require further information or wish to discuss your special needs, please call us on 13 21 47.



Mobility Assistance Device



Steps

# Carriage Dimensions

## Passageways/ Doorways

Standard Width of Inter-Carriage doors - 73cm

Standard Carriage Corridor - 57cm width


Steps: Height of each step - 22cm

## Pullman's Cabin - Indian Pacific

Cabin Entry Door: 95cm width

Bathroom Door: 1m wide x 172cm high

Bathroom: 1m x 93cm




## Gold Kangaroo Service - Deluxe Cabin

Cabin Entry Door: 49cm width

Bathroom Door: 47cm wide x 184cm high

Bathroom: 1m x 93cm




## Gold Kangaroo Service - Twin Cabin

Cabin Entry Door: 49cm wide

Bathroom Door: 47cm wide x 184cm high

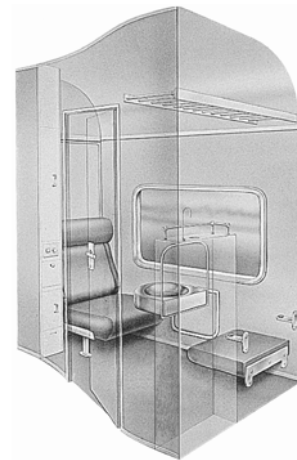
Bathroom: 1m x 93cm



## Gold Kangaroo Service - Single Cabin

Cabin Entry Door: 49cm wide

Cabin Floor Size: 2m x 145cm



## Red Kangaroo Service - Sleeper Cabin

Cabin Entry Door: 49cm wide

Seat Width: 67cm



## Red Kangaroo Service - Daynighter Seat

Standard Carriage Entry Door Exterior - 78cm width

Standard Carriage Entry Door Interior - 78cm

Seat Width: 49cm

